



Pathways Enhancements

*An overview of the recent changes
to the Pathways Learning Experience*

Chuck LeBlanc, DTM
Region 3 Advisor, 2025-2026
November 15 , 2025

Pathways Enhancements

- What's new
- Level Navigation
- Additional Presentations
- Recording Progress

Objectives



Provide a brief overview of the updates to Pathways. Including member experience and Base Camp manager info



Examine additional material
Successful Club Series
Better Speaker Series
Leadership Excellence Series



Your questions
My best answers



Why the Changes?



A Closer Look

New Navigation

Persuasive Influence

Progress 81% Complete

Overview

1 Level 1

Level 1: Mastering Fundamentals

✓ Level 1 Requirements

Checklist and Completion

Ice Breaker

Writing a Speech with

[Home](#) / [Persuasive Influence](#) / [Level 1](#) / [Level 1: Mastering Fundamentals](#) / 1 of 2

Level 1 Requirements

[Bookmark this page](#)

Mastering Fundamentals

Welcome to your Pathways journey! In Level 1 of your path, you learn key speaking skills through speech projects and meeting roles. These experiences help you feel more confident and give you a better understanding of the Toastmasters journey.

Meeting roles are part of the Pathways experience because they help you grow as a leader and speaker. The skills you learn from completing roles support your work in speeches and projects. Toastmasters founder, Dr. Ralph C. Smedley, believed that good speakers are also good listeners, helpful evaluators, and strong leaders. By taking on meeting roles, you practice different areas of communication. This includes giving helpful feedback, managing time, and leading discussions. These skills will support you in becoming a better speaker and help you lead in Toastmasters and beyond. Your active participation will also improve the meeting experience for your club and fellow members.

Mastering the Fundamentals – Level 1

Level 1 Requirements

[Bookmark this page](#)

Mastering Fundamentals

Welcome to your Pathways journey! In Level 1 of your path, you learn key speaking skills through speech projects and meeting roles. These experiences help you feel more confident and give you a better understanding of the Toastmasters journey.

Meeting roles are part of the Pathways experience because they help you grow as a leader and speaker. The skills you learn from completing roles support your work in speeches and projects. Toastmasters founder, Dr. Ralph C. Smedley, believed that good speakers are also good listeners, helpful evaluators, and strong leaders. By taking on meeting roles, you practice different areas of communication. This includes giving helpful feedback, managing time, and leading discussions. These skills will support you in becoming a better speaker and help you lead in Toastmasters and beyond. Your active participation will also improve the meeting experience for your club and fellow members.

Resources

↓ Toastmasters Club Meeting Roles	PDF File
↓ Timer Script and Log	Link to PDF File
↓ Tutorial: How to Evaluate	Link to Resource
↓ Ah-Counter Script and Log	Link to PDF File

Mastering the Fundamentals – Level 1

Required Projects

These four projects form the base of your Toastmasters journey and support your learning going forward:

Ice Breaker

Introduce yourself to the club and learn or practice the basics of giving a speech.

Role: Speaker

Writing a Speech with Purpose

Learn how to create clear, organized speeches with a strong message.

Role: Speaker

Introduction to Vocal Variety and Body Language

Improve how you speak and present yourself. Learn to use your voice and body language to connect with your audience.

Role: Speaker

Evaluation and Feedback

Learn how to give and receive helpful feedback in a kind and respectful way.

Roles: Speaker; Evaluator

Mastering the Fundamentals – Level 1

Required Meeting Roles

To finish Level 1, you must complete the following meeting roles. Use the descriptions below and the links in the Resources section above to prepare.

1 Table Topics Speaker

Before delivering your Ice Breaker speech, complete this role to practice and become more comfortable speaking in front of your club.

2 Speaker

Deliver your prepared speeches. You'll fulfill this role more than once as you complete your projects.

3 Evaluator

As part of your Evaluation and Feedback project, complete this role by giving helpful and supportive feedback to another speaker.

4 Select one of the following additional roles:

Timer

Learn how to keep speeches on time and improve your time management by timing each speaker and meeting segment.

Ah-Counter

Build awareness of speech habits by listening for filler words and sounds such as "um" and "ah" during the meeting.

Mastering the Fundamentals – Level 1

How These Roles Work Together

Each role helps you build different skills. Participating in Table Topics builds quick thinking skills, and the Timer role teaches time management. Being the Ah-Counter sharpens your listening skills, and serving as an Evaluator builds feedback and analysis abilities. By combining these roles with your speech projects, you build a well-rounded foundation of communication. This is what Dr. Ralph C. Smedley had in mind: helping speakers become better listeners, leaders, and team members.

Your Path Forward

Level 1 helps you get into a regular rhythm of learning, practicing, and getting feedback. This pattern will continue through your Toastmasters journey. After finishing all four projects and the required roles, you'll have a strong base for speaking and leadership skills. Whether you are new to Toastmasters or simply starting another path, Level 1 gives you an opportunity to build or strengthen important skills for your journey.

Remember: Every Toastmaster started exactly where you are now. Trust the process, connect with your club members, and enjoy this exciting part of growing your skills.

[< Previous](#)

[Next >](#)

Checklist and Completion - Level 1

Dynamic Leadership

Progress 27% Complete

Overview

Level 1

Level 1: Mastering Fundamentals

Level 1 Requirements

Checklist and Completion

Ice Breaker

Writing a Speech with Purpose

Introduction to Vocal Variety and Body Language

Home / Dynamic Leadership / Level 1 / Level 1: Mastering Fundamentals / 2 of 2

Checklist and Completion

Bookmark this page

Level 1 Checklist and Completion

Use the checklist below to track which requirements you've completed as you progress through Level 1. This checklist is for you and cannot be viewed by your Base Camp manager. To provide your Base Camp manager with a record of your completed meeting roles, record your meeting roles and the dates you fulfilled them in your profile on Base Camp.

- Participate as a Table Topics Speaker (before Ice Breaker)
- Complete the Ice Breaker project
- Complete the Writing a Speech with Purpose project
- Complete the Introduction to Vocal Variety and Body Language project
- Complete the Evaluation and Feedback project
- Serve as an Evaluator while completing the Evaluation and Feedback project
- Complete one additional role: Timer OR Ah-Counter

Add new task

Add

Checklist and Completion - Level 1

When this checklist is complete, answer the reflection questions below as desired. Then mark this section complete using the Complete My Requirements button below.

Reflection Questions

Answer the following questions to review what you have learned.

What have you learned about your communication style or leadership style by completing meeting roles?

Save

Checklist and Completion - Level 1

Think about your experience. What would you do differently the next time you complete these roles?

Save

When you have completed all requirements outlined above, mark this section complete.

Complete My Requirements

< Previous

Return to overview

Your Learning Style – Level 2






 [Bookmark this page](#)

Learning Your Style

Welcome to Level 2! This level further builds your awareness of meeting roles, strengthens your language and leadership skills, and helps you grow more confident in supporting your club. You'll take on roles that require more speaking while continuing to build your foundation.

In Level 2, you'll start to see how different communication skills work together. Dr. Ralph C. Smedley believed that confidence comes from practice and variety. By performing roles that give you more chances to speak and lead, you build the confidence needed for more advanced challenges. When you keep participating, you help make your club a supportive environment where everyone can grow.

Resources

 Toastmasters Club Meeting Roles	PDF File
 Tutorial: How to Evaluate	Link to Resource
 Grammarian Script and Log	Link to PDF File
 Topicsmaster Script and Log	Link to PDF File
 Toastmaster of the Day Script and Log	Web Page
 Timer Script and Log	Link to PDF File
 Ah-Counter Script and Log	Link to PDF File

Your Learning Style – Level 2

Required Projects

Introduction to Toastmasters Mentoring

This project is included in all paths and teaches the importance of mentorship. In this project, you'll learn about the benefits of mentorship for both mentors and protégés. In your speech, you'll share about a time you were a protégé and how it helped you.

Two Distinct Projects

In Level 2, the projects start to differ in order to reflect the goals of each path. Some will focus on communication and leadership, while others focus on how you connect to your audience or use body language. Each will help you develop your own unique style.

Your Learning Style – Level 2

Required Meeting Roles

To complete Level 2, you must fulfill the following meeting roles. Use the descriptions below to further your focus in this level.

1 Grammarian

Learn more about how you and your fellow club members use words. Encourage others to expand their language use and speak more intentionally.

2 Topicsmaster

Lead a Table Topics session, help members speak without preparation, and practice running part of a meeting.

3 Evaluator

Give helpful, thoughtful feedback that supports other members' goals.

4 Speaker

Deliver your prepared speeches for the three projects in this level.

5 Select one of the following additional roles:

Toastmaster of the Day

Learn to manage a club meeting by guiding the energy, pacing, and flow. While this is optional, it is recommended.

Timer

Continue developing your skills in time management.

Ah-Counter

Keep building your skills in listening and language awareness.

Checklist and Completion - Level 2

Checklist and Completion

 [Bookmark this page](#)

Level 2 Checklist and Completion

Use the checklist below to track which requirements you've completed as you progress through Level 2. This checklist is for you and cannot be viewed by your Base Camp manager. To provide your Base Camp manager with a record of your completed meeting roles, record your meeting roles and the dates you fulfilled them in your profile on Base Camp.

- Perform the Speaker role by delivering your required speeches
- Participate as a Grammarian
- Serve as the Evaluator of another member's speech
- Serve as the Topicsmaster for a club meeting
- Complete one additional role: Toastmaster of the Day, Timer, OR Ah-Counter

Add new task

Add

When this checklist is complete, answer the reflection questions below as desired. Then mark this section complete using the Complete My Requirements button below.

Checklist and Completion - Level 2

When this checklist is complete, answer the reflection questions below as desired. Then mark this section complete using the Complete My Requirements button below.

Reflection Questions

Answer the following questions to review what you have learned.

What have you learned about your communication style or leadership style by completing meeting roles?

Save

Increasing Knowledge – Level 3

Increasing Knowledge

Welcome to Level 3! This level expands your focus to planning, persuasive speaking, and leadership presence. You'll be introduced to the Successful Club Series, adding a new layer to your Toastmasters experience.

At this level, you'll go beyond the basics and begin using advanced communication and strategic thinking skills. Toastmasters founder Dr. Ralph C. Smedley believed that members should learn to make a real difference in their clubs. The Successful Club Series helps you understand what's necessary for a meeting to work well. It also gives you the chance to share that knowledge with your club. You'll start to show more leadership as you take on roles that require flexibility and planning.

Resources

↓ Toastmasters Club Meeting Roles	PDF File
↓ Topicsmaster Script and Log	Link to PDF File
↓ Toastmaster of the Day Script and Log	Link to PDF File

Increasing Knowledge – Level 3

Required Projects and Presentation

Complete these requirements to demonstrate your growing expertise:

One Required Project

Complete the required project specific to your chosen path.

Two Chosen Electives

Choose and complete **two** elective projects based on your interests and goals.

Successful Club Series

Complete **one** Successful Club Series presentation from the list provided. This series supports your club in holding quality meetings and offers tips on attracting and maintaining members. You can even learn how to become a Distinguished club!

Increasing Knowledge – Level 3

Successful Club Series

Select **one** presentation from the list below that aligns with your goals:

Creating the Best Club Climate

- Learn how to build a friendly, supportive club that helps members grow.

[Learn More](#)

Meeting Roles and Responsibilities

- Understand how each role helps make meetings successful.

[Learn More](#)

Keeping the Commitment

- Explore ways to keep members involved and help them stay on track with their goals.

[Learn More](#)

Going Beyond Our Club

- Learn how members can grow through contests, District roles, and other opportunities.

[Learn More](#)

Increasing Knowledge – Level 3

Required Meeting Roles

To finish Level 3, you must complete the three required roles listed below and choose one more from the additional options.

Some of the roles below will be familiar. This is an opportunity to advance your growth by repeating a role you've already tried. Use the descriptions below to further your focus in this level.

1 Toastmaster of the Day

Manage the meeting by guiding its energy, pace, and structure.

2 Evaluator

Give helpful, detailed feedback that supports your fellow members' growth.

3 Speaker

Deliver your project speeches, including one presentation from the Successful Club Series.

4 Select one of the following additional roles:

Topicsmaster

Keep practicing leading a part of the club meeting and encouraging others to speak.

Table Topics Speaker

Continue practicing your ability to speak in front of a crowd without the opportunity to prepare first.

Introductory Mentor (Informal)

Support new members by answering questions and guiding them based on your own experiences. If you haven't begun the Pathways Mentor Program, you can find it in the Suggested Learning section on your Learning Dashboard.

How These Roles Work Together

The roles in Level 3 help you show leadership and handle new challenges. As Toastmaster of the Day, you'll navigate surprises and keep the meeting running smoothly. Your evaluations become more advanced and help others improve in meaningful ways. The Successful Club Series presentation helps you practice public speaking, and you'll share helpful information that supports your club's success.

Successful Club Series

Support all clubs in achieving excellence!



The Successful Club Series

Moments of Truth: A club self-evaluation tool that covers six critical areas of the member experience (first impressions, membership orientation, etc.) to help identify gaps and ensure a high-quality club environment.

Finding New Members For Your Club: Provides strategies for seeking out new members.

Evaluate To Motivate: Focuses on techniques for giving evaluations that are beneficial to both the speaker and the audience.

Closing The Sale: Offers guidance on persuading guests to join the club.

Creating The Best Club Climate: Discusses methods for cultivating a positive and encouraging club environment.

The Successful Club Series

Meeting Roles And Responsibilities: Clarifies the purpose and impact of each meeting role to ensure smoother, more professional meetings.

Mentoring: Explains the benefits of a club mentoring program and outlines the responsibilities of mentors.

Keeping The Commitment: Reinforces the 10 standards that comprise "A Toastmaster's Promise."

Going Beyond Our Club: Highlights learning and leadership opportunities available at the Area, Division, and District levels (e.g., speech contests, training, conferences).

How To Be A Distinguished Club: A tool to explain and promote the Distinguished Club Program (DCP) and its goals to club members.

Checklist and Completion - Level 3

 [Bookmark this page](#)

Level 3 Checklist and Completion

Use the checklist below to track which requirements you've completed as you progress through Level 3. This checklist is for you and cannot be viewed by your Base Camp manager. To provide your Base Camp manager with a record of your completed meeting roles, record your meeting roles and the dates you fulfilled them in your profile on Base Camp.

- Complete the required project specific to your chosen path
- Select and complete two elective projects
- Choose and deliver one presentation from the Successful Club Series options
- Serve as Toastmaster of the Day for a club meeting
- Serve as the Evaluator for another member's speech
- Complete at least one additional role: Table Topics Speaker OR Topicsmaster OR Introductory Mentor

Add new task

Add

When this checklist is complete, answer the reflection questions below as desired. Then mark this section complete using the Complete My Requirements button below.

Checklist and Completion - Level 3

When this checklist is complete, answer the reflection questions below as desired. Then mark this section complete using the Complete My Requirements button below.

Reflection Questions

Answer the following questions to review what you have learned.

What have you learned about your communication style or leadership style by completing meeting roles?

Save

Building Skills– Level 4

[Home](#) / [Persuasive Influence](#) / [Level 4](#) / [Level 4: Building Skills](#) / 1 of 2

Level 4 Requirements

[Bookmark this page](#)

Building Skills

Welcome to Level 4! At this level, you begin to lead more complex meetings and support others as they work toward their goals. You'll also be introduced to the Better Speaker Series, which helps you expand your speaking skills and grow as a leader.

Level 4 shows that you've mastered the basics and are now ready for more advanced communication challenges. Toastmasters founder Dr. Ralph C. Smedley believed that real expertise comes from helping others succeed. Through the Successful Club Series and Better Speaker Series, you'll become a resource for your club. At the same time, you will learn coaching and mentoring skills. Your focus is not only on your own development but also on helping others grow.

Resources

[↓ Toastmasters Club Meeting Roles](#) PDF File

[↓ Toastmaster of the Day Script and Log](#) Link to PDF File

[↓ General Evaluator Script and Log](#) Link to PDF File

[↓ Topicsmaster Script and Log](#) Link to PDF File

Building Skills– Level 4

Required Projects and Presentations

These projects grow in difficulty and continue to build your skills:

One Required Project

Complete the **one** required project from your path.

Elective Project

Complete **one** elective project of your choice.

Successful Club Series

Deliver **one** Successful Club Series presentation from the list of options. This series supports your club in holding quality meetings and offers tips on attracting and maintaining members.

Better Speaker Series

Deliver **one** Better Speaker Series presentation from the titles listed below. This series gives information that can help all members improve their speeches and presentation skills.

Building Skills– Level 4

Successful Club Series

Select one presentation from the list below that aligns with your goals:

Finding New Members

- Learn how to attract and invite guests to your club.

[Learn More](#)

Closing the Sale

- Develop ways to convert guests into members through follow-up and support.

[Learn More](#)

How to Be a Distinguished Club

- Understand how to meet goals that make your club stronger.

[Learn More](#)

Toastmasters Educational Program

- Learn about Pathways and help others move forward in their learning.

[Learn More](#)

Building Skills– Level 4

Better Speaker Series

Select one presentation from the list below that aligns with your goals:

Beginning Your Speech

- Learn how to start your speech with a strong opening.

[Learn More](#)

Concluding Your Speech

- Discuss ending speeches in a way that leaves a lasting impression.

[Learn More](#)

Controlling Your Fear

- Learn how to manage nervousness and build confidence.

[Learn More](#)

Impromptu Speaking

- Learn strategies to think and speak better on the spot.

[Learn More](#)

Selecting Your Topic

- Choose speech topics that are appropriate for your audience.

[Learn More](#)

Better Speaker Series

Support all clubs in achieving excellence!



The Better Speaker Series

Beginning Your Speech: Provides suggestions for starting a speech effectively to immediately capture the audience's attention.

Concluding Your Speech: Offers tips for ending a speech with impact and power.

Controlling Your Fear: Discusses techniques to overcome nervousness and anxiety when speaking in public.

Impromptu Speaking: Provides a five-step formula and strategies for speaking effectively without advance preparation.

Selecting Your Topic: Offers methods for developing new and engaging speech ideas from personal experience and other sources.

The Better Speaker Series

Know Your Audience: Emphasizes the importance of understanding the audience's background, interests, and attitudes to tailor the message effectively.

Organizing Your Speech: Explains how to structure a speech logically for clarity and impact.

Creating an Introduction: Focuses on crafting great introductions that set the stage for great speeches.

Preparation and Practice: Details techniques for preparing and rehearsing speeches to build confidence and ensure a smooth delivery.

Using Body Language: Provides guidance on using appropriate body language, gestures, and movement to add impact to speeches and avoid distractions.

Building Skills– Level 4

Required Meeting Roles

Complete the four required roles and choose one additional role from the options listed. Use the descriptions below to further your focus in this level.

- 1 Toastmaster of the Day**
Lead a club meeting and manage its pace and energy.
- 2 General Evaluator**
Watch the meeting and lead the last portion of it. Then give feedback to help the club grow.
- 3 Evaluator**
Provide clear, supportive, and helpful feedback to another speaker.
- 4 Speaker**
Deliver your project speeches and both Education Series presentations.
- 5 One additional role:**
Repeat one of the roles above, except for Speaker, or choose a role from below.

Table Topics Speaker

Practice thinking on the spot with a short, impromptu speech.

Topicsmaster

Continue to build impromptu speaking and leadership skills.

Specialized Role (Informal)

Support your club by taking on a role or task that fits your club's specific needs or a unique situation. For example, you could help another Toastmaster manage visual aids during their speech.

How These Roles Work Together

The roles required in Level 4 show that you are a leader and an example in your club. You are expected to facilitate different kinds of meetings and support other members. As General Evaluator, you guide meetings and help others succeed. Your presentations support learning and improvement in your club while showing your more advanced speaking skills.

Checklist and Completion - Level 4

Checklist and Completion

 [Bookmark this page](#)

Level 4 Checklist and Completion

Use the checklist below to track which requirements you've completed as you progress through Level 4. This checklist is for you and cannot be viewed by your Base Camp manager. To provide your Base Camp manager with a record of your completed meeting roles, record your meeting roles and the dates you fulfilled them in your profile on Base Camp.

- Complete the project specifically required by your chosen path
- Choose and complete one elective project based on your goals
- Deliver one presentation from the Successful Club Series options
- Deliver one presentation from the Better Speaker Series
- Serve as Toastmaster of the Day for a club meeting
- Serve as the General Evaluator of a club meeting
- Serve as the Evaluator for another member's speech
- Select one additional role: Toastmaster, General Evaluator, Table Topics Speaker, Topicsmaster, OR a specialized role

Add new task

Add

Demonstrating Expertise – Level 5

Level 5 Requirements

[Bookmark this page](#)

Demonstrating Expertise

Welcome to Level 5! In this level, you will show the communication and leadership skills you've developed through your Pathways journey. You'll take on advanced projects in leadership, mentoring, and meeting management. This level is the final step before completing your path.

In Level 5, you become the kind of leader Toastmasters founder Dr. Ralph C. Smedley imagined: a leader who supports others and helps their club grow. Now, your role is to demonstrate excellence and guide new Toastmasters on their path.

Resources

↓ Toastmasters Club Meeting Roles	PDF File
↓ Toastmaster of the Day Script and Log	Link to PDF File
↓ General Evaluator Checklist	Link to PDF File
↓ Grammarian Script and Log	Link to PDF File
↓ Topicsmaster Script and Log	Link to PDF File
↓ Timer Script and Log	Link to PDF File
↓ Ah-Counter Script and Log	Link to PDF File

Demonstrating Expertise – Level 5

Required Projects and Presentations

Below are the requirements to complete Level 5:

One Required Project

Complete the **one** project specifically required in your path.

Elective Project

Select and complete **one** elective project that supports your goals.

Successful Club Series

Deliver **one** Successful Club Series presentation out of the titles listed below. This series supports your club in holding quality meetings and offers tips on attracting and maintaining members.

Leadership Excellence Series

Choose **one** Leadership Excellence Series presentation and deliver it to your club. This series covers the skills needed to be a strong leader, both inside and outside of Toastmasters.

Demonstrating Expertise – Level 5

Successful Club Series Options

Select **one** presentation from the list below that aligns with your goals:

Moments of Truth

- Learn how to help your club give positive impressions to guests and members. This includes an evaluation for your whole club.

[Learn More](#)

Evaluate to Motivate

- Present about advanced evaluation techniques to inspire confidence and growth.

[Learn More](#)

Mentoring

- Help new members succeed by learning formal and informal mentoring skills.

[Learn More](#)

Leadership Excellence Series

Select **one** presentation from the list below that aligns with your goals:

Service and Leadership

Checklist and Completion - Level 5

[Home](#) / [Persuasive Influence](#) / [Level 5](#) / [Level 5: Demonstrating Expertise](#) / 2 of 2

Checklist and Completion

 [Bookmark this page](#)

Checklist and Completion

Use the checklist below to track which requirements you've completed as you progress through Level 5. This checklist is for you and cannot be viewed by your Base Camp manager. To provide your Base Camp manager with a record of your completed meeting roles, record your meeting roles and the dates you fulfilled them in your profile on Base Camp.

- Complete the assigned project required for your chosen path
- Select and complete one Level 5 elective project
- Choose and present one option from the Successful Club Series
- Choose and present one option from the Leadership Excellence Series
- Serve as the General Evaluator TWICE
- Serve as the Toastmaster of the Day TWICE
- Serve as the Evaluator for TWO speeches from fellow members
- Choose one additional role: Table Topics Speaker, Topicsmaster, Ah-Counter, Timer, Grammarian, a Specialized Role, OR a Club Mentor

Add new task

Add

Leadership Excellence Series

empowering clubs to achieve excellence



The Leadership Excellence Series

The Visionary Leader: Discusses how leaders create and communicate a vision to ensure success.

Developing a Mission: Addresses the process for creating and communicating an organizational mission.

Values and Leadership: Examines the role of values in leading a team towards a common goal.

Goal Setting and Planning: Reviews the practical processes for setting goals and developing action plans to achieve them.

Delegate to Empower: Provides guidance on effectively delegating tasks and responsibilities to others.

Building a Team: Reviews strategies for creating and leading a cohesive and effective team.

The Leadership Excellence Series

Giving Effective Feedback: Offers suggestions and techniques for providing constructive performance feedback.

The Leader as a Coach: Discusses methods for working with a team to help members improve their skills and performance.

Motivating People: Examines how to be sensitive to team members' needs and create a motivating environment.

Service and Leadership: Provides an overview of the service leadership philosophy.

Resolving Conflict: Offers concepts and skills to help participants learn to manage and resolve conflicts constructively.

Demonstrating Expertise – Level 5

Required Meeting Roles

To complete Level 5, you must fill three roles twice and choose one additional role from the options listed. Use the descriptions below to further your focus in this level.

1 General Evaluator

In Level 5, you will be required to fill this functionary role **twice**. You will lead a portion of a club meeting, deliver helpful feedback, and mentor other meeting participants.

2 Toastmaster of the Day

In Level 5, you will be required to fill this functionary role **twice**. You will model meeting excellence and lead club meetings.

3 Evaluator

In Level 5, you will be required to fill this functionary role **twice**. You will work on providing evaluations of a professional caliber.

4 Speaker

Deliver your prepared speeches for all projects in Level 5.

5 One additional role:

Repeat one of the roles above, except for Speaker, or choose a role from below.

Table Topics Speaker

Practice thinking on the spot with a short, impromptu speech.

Ah-Counter

Keep building your language awareness and listening skills.

Club Mentor (Informal)

Support new members or club officers and help with club goals and strategy. If you haven't begun the Pathways Mentor Program, you can find it in the Suggested Learning section on your Learning Dashboard.

Topicsmaster

Continue to build impromptu speaking and leadership skills.

Timer

Practice your time management skills and help others stay within time limits.

Specialized Role (Informal)

Support your club by filling an open meeting role as needed. You can also do a unique meeting task to support your club, like helping another speaker during their speech.

Recording Meeting Roles



Tracking Progress

Recording Meeting Roles

[Home](#) / [Profile](#)



Chuck LeBlanc

Green Horizons Toastmasters, Downtown City Speakers Club

Member since: September 01, 2001 chuck@chuckleblanc.com

About

Achievements

Feedback

About

Edit your Introduction, Interests, and Social Media Handles on your toastmasters.org profile.

 Introduction

Recording Meeting Roles

 [@chuckleblanc](#)

 [@chuckleblanc](#)

Meeting Roles

A self-added log of all meeting roles served. To add, click on the pencil icon at the top right.

Ah-Counter

General Evaluator

Grammarian

Speech Evaluator

Timer November 10, 2025 ×

Toastmaster

Topicsmaster

Recording Meeting Roles

The screenshot displays the Toastmasters International Base Camp Manager interface. At the top, there is a search bar on the left and navigation links for "Learning Dashboard", "Base Camp Manager", and a user profile for "Chuck". Below the navigation bar, there are tabs for "About", "Achievements", and "Feedback". The "About" tab is selected. The main content area shows a "Meeting Roles" section with a list of roles: Ah-Counter, General Evaluator, Grammarian, Speech Evaluator, Timer (with a date tag for November 10, 2025), Toastmaster, and Topicsmaster. A pencil icon in the top right corner of the list indicates an edit function. A red arrow points from the "Base Camp Manager" link to a dropdown menu that is open, showing options: Profile, Requests, My Clubs, Toastmasters Home, and Sign Out.

Recording Meeting Roles

The image shows a screenshot of a web application interface. On the left, a sidebar menu lists various roles: Meeting Roles, Ah-Counter, General Evaluator, Grammarian, Speech Evaluator, Timer (with a sub-item 'November 10, 2025'), Toastmaster, and Topicsmaster. The 'Meeting Roles' item is selected. A modal dialog box titled 'Add Meeting Role' is open in the foreground. The dialog contains the following text: 'Add dates for meeting roles in which you have served below. Your club officers may use the information provided here to confirm you have satisfied meeting role requirements.' Below this text are two input fields: 'Role*' with a dropdown menu showing 'Select Role' and a downward arrow, and 'Date*' with a text input showing 'Select Date' and a calendar icon. At the bottom of the dialog are two buttons: 'Cancel' and 'Save'.

Meeting Roles
A self-added log of all mee

Ah-Counter

General Evaluator

Grammarian

Speech Evaluator

Timer November 10, 2025 ×

Toastmaster

Topicsmaster

Add Meeting Role

Add dates for meeting roles in which you have served below.
Your club officers may use the information provided here to confirm you have satisfied meeting role requirements.

Role*

Select Role

Date*

Select Date

Cancel Save

Tracking Member Progress



**Base Camp
Manager**

Tracking Member Progress

Base Camp Manager Dashboard

Approvals Member Overview Paths in Progress Recent Activity

Member Overview

Name	Current Credential	Highest Achievement	Completed Paths	Last Speech
 Dave Schaaf	DTM	--		February 24, 2025
 Chuck LeBlanc	DTM	Path Completion	Effective Coaching Pathways Mentor Program Club Building Initiative Curriculum	October 21, 2025

Tracking Member Progress

Shauna



Learning Dashboard

Search Results (1)

User Profiles



Shauna Conard

shauna.conard@lethbridge.ca



[View profile](#)

Tracking Member Progress

Meeting Roles

A self-added log of all meeting roles served.

Ah-Counter

April 14, 2025

April 28, 2025

General Evaluator

January 6, 2025

January 27, 2025

February 10, 2025

Grammarian

September 23, 2024

April 14, 2025

April 28, 2025

Speech Evaluator

January 13, 2025

October 6, 2025

Timer

March 3, 2025

July 28, 2025

Toastmaster

November 18, 2024

February 3, 2025

March 24, 2025

April 7, 2025

May 12, 2025

August 25, 2025

Topicsmaster

March 17, 2025

September 15, 2025

Recording Meeting Roles

The screenshot displays the 'Base Camp Manager' interface. At the top right, the user 'Chuck' is logged in, with a dropdown menu open showing options: Profile, Requests, My Clubs, Toastmasters Home, and Sign Out. A red arrow points from the 'About' tab to the 'Profile' option. The main content area is titled 'Meeting Roles' and includes a pencil icon for editing. Below the title is a description: 'A self-added log of all meeting roles served. To add, click on the pencil icon at the top right.' The list of roles includes: Ah-Counter, General Evaluator, Grammarian, Speech Evaluator, Timer (with a date tag 'November 10, 2025'), Toastmaster, and Topicsmaster.

Learning Dashboard Base Camp Manager Chuck

About Achievements Feedback

Meeting Roles

A self-added log of all meeting roles served. To add, click on the pencil icon at the top right.

Ah-Counter

General Evaluator

Grammarian

Speech Evaluator

Timer November 10, 2025

Toastmaster

Topicsmaster

Profile

Requests

My Clubs

Toastmasters Home

Sign Out

Recording Meeting Roles

The image shows a screenshot of the Toastmasters International interface. On the left, a sidebar lists various meeting roles: Meeting Roles, Ah-Counter, General Evaluator, Grammarian, Speech Evaluator, Timer (with a sub-entry for November 10, 2025), Toastmaster, and Topicsmaster. The 'Meeting Roles' section is highlighted. A modal dialog box titled 'Add Meeting Role' is open in the foreground. The dialog contains the following text: 'Add dates for meeting roles in which you have served below. Your club officers may use the information provided here to confirm you have satisfied meeting role requirements.' Below this text are two input fields: 'Role*' with a dropdown menu showing 'Select Role' and a downward arrow, and 'Date*' with a text input showing 'Select Date' and a calendar icon. At the bottom of the dialog are two buttons: 'Cancel' and 'Save'.

Meeting Roles
A self-added log of all mee

Ah-Counter

General Evaluator

Grammarian

Speech Evaluator

Timer November 10, 2025 ×

Toastmaster

Topicsmaster

Add Meeting Role ×

Add dates for meeting roles in which you have served below.
Your club officers may use the information provided here to confirm you have satisfied meeting role requirements.

Role*

Select Role

Date*

Select Date

Cancel Save

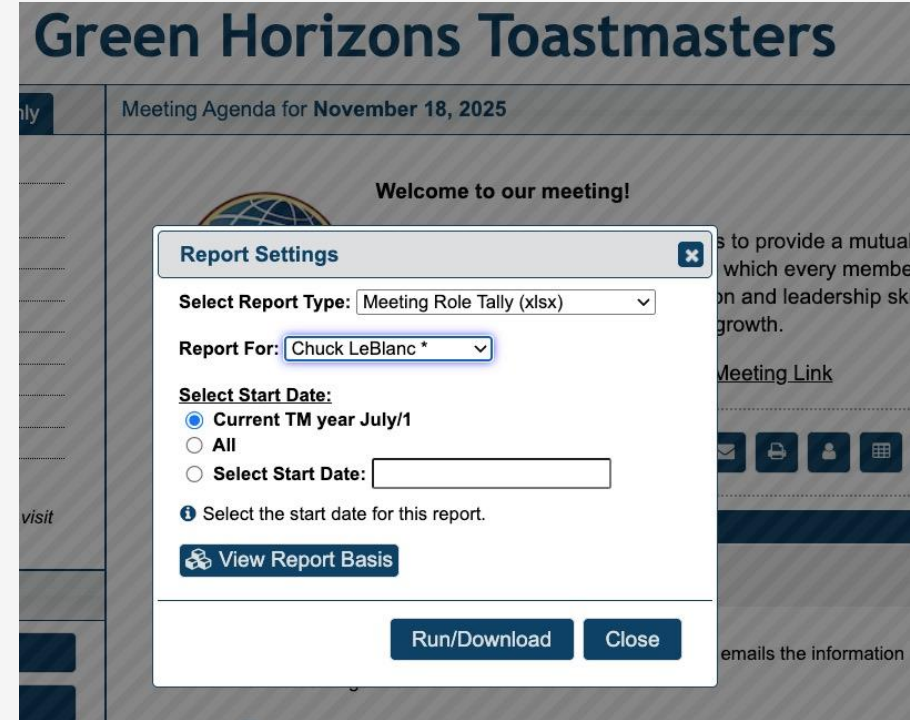
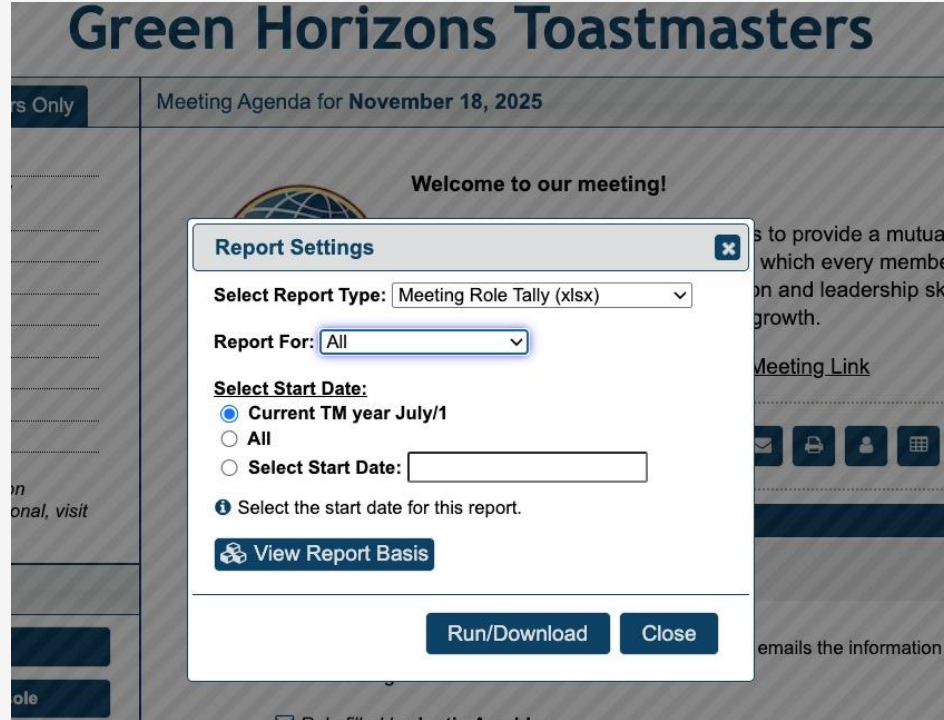
Recording Meeting Roles

Green Horizons Toastmasters

Main Menu	Members Only	Meeting Agenda for November 18, 2025
<ul style="list-style-type: none">HomeMeeting Information / DirectionsContact UsMeet Our MembersClub CalendarPublic DownloadsFree ResourcesToastmasters VideoArea 4 <p><i>For more information on</i></p>		<p>Welcome to our meeting!</p>  <p>The mission of a Toastmaster Club is to provide a mutually supportive and positive learning environment in which every member has the opportunity to develop communication and leadership skills, which in turn foster self-confidence and personal growth.</p> <p>Zoom Link: Green Horizons Zoom Meeting Link</p> <hr/> <p><a>← <input type="text" value="View Another Agenda"/> <a>→ <input type="checkbox"/> List All Agendas</p> <p><a>✉ <a>🖨 <a>👤 <a>📅 <a>🗑 <a>✎ <a>+</p>



Recording Meeting Roles



Additional Resources



Club Officer Guide to 2025 Pathways Enhancements

Toastmasters World Headquarters is excited to announce new changes coming to the Pathways learning experience! Pathways enhancements will add new requirements to existing paths with the goal of contributing to the overall success and quality of your club.

With these enhancements, members will be required to complete meeting roles and give presentations from the Toastmasters Education Series as they progress through their path. Specific updates related to the rollout will be shared on the [Pathways Updates](#) page as information becomes available.

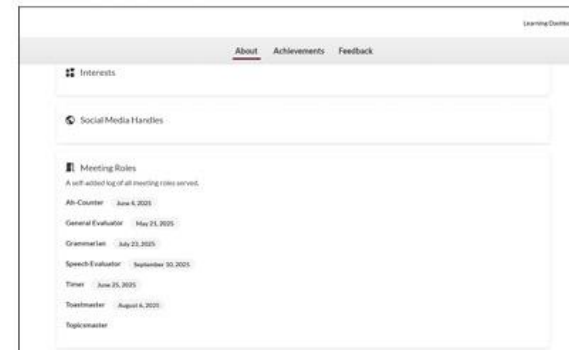
Use this guide to understand what to expect and to prepare your members for the changes that will take effect in October 2025.

Meeting Roles

In response to feedback from members and club officers like you, members will now be required to fulfill specific meeting roles at every level of Pathways. Meeting roles are essential to keeping clubs running and are an invaluable way to practice communication and leadership skills. Members will begin with simpler roles, such as Table Topics Speaker. As they progress to higher levels of their path, they'll move on to more challenging ones, such as Toastmaster of the Day.

As a club officer, there are a few important things to keep in mind:

1. Each member must complete their required meeting roles while working in the relevant level in order to receive credit. For example, they cannot fulfill a role while in Level 1 and receive credit for the role in Level 3.
2. These requirements are a minimum level of participation needed to complete each level. Members should still be encouraged to participate in meeting roles outside of these requirements according to their skills, their goals, and the needs of the club.
3. Members can record their meeting roles in their Profile on Base Camp. Near the bottom of a member's profile, there is a section titled "Meeting Roles" where individuals can input their roles and the dates they fulfilled them. These will be visible to you as a Base Camp manager when viewing the member's profile.



—



What's Ahead?



Questions?

Pathways Enhancements

- What's new
- Level Navigation
- Additional Presentations
- Recording Progress